



**ROOF BLOC
300**

INSTALLATION GUIDE

ROOF SAFETY MESH



GALVANISED

Roof Bloc 300 is a 100% Australian manufactured roof safety mesh designed to ensure prolonged fall protection for a variety of large scale buildings.

Produced from high tensile galvanised wire over 500MPa, Roof Bloc 300 is a high strength wire safety mesh product built to be installed as a permanent fixture. Ensuring a long term safe work environment for all workers, Roof Bloc 300 is a premium quality roof safety solution exceeding Australian Standards and all state codes of practice.

Roof Bloc 300 is made to Australian Standards AS/NZS 4389 & NATA accredited to comply with AS/NZS 4389 Appendix A.



Austral Wire Products
Sydney, Australia

100% AUSTRALIAN FAMILY OWNED COMPANY

Customer Service:

www.australwire.com.au | Ph: 1300 384 981 | E: sales@australwire.com.au

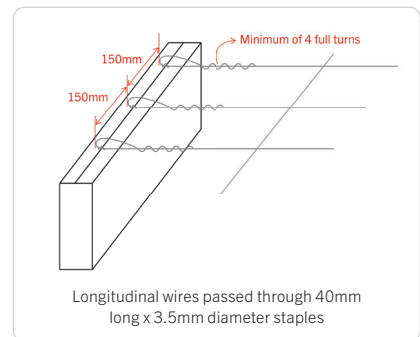
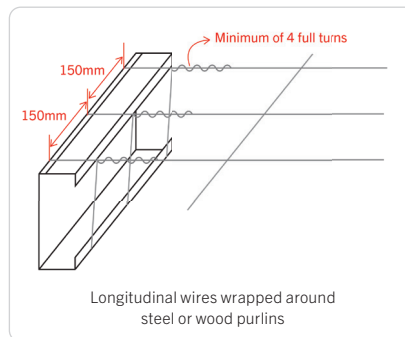
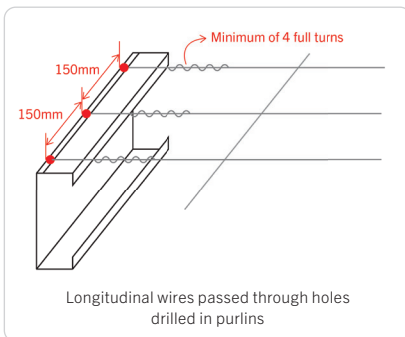
PERFORMANCE REQUIREMENTS & STANDARDS

Roof Bloc 300 is manufactured to cohere and comply with the strict requirements of Australian Standard AS/NZS 4389:2015. These standards must be referred to and followed for complete installation and fixture requirements. Before the installation of Roof Bloc 300, local or state Codes of Practice for Safe Work on Roofs must also be followed and integrated within installation processes. The installation of Roof Bloc 300 is required to be installed by or under supervision of a Licensed or Registered Builder in the suitable state or territory's building authority.

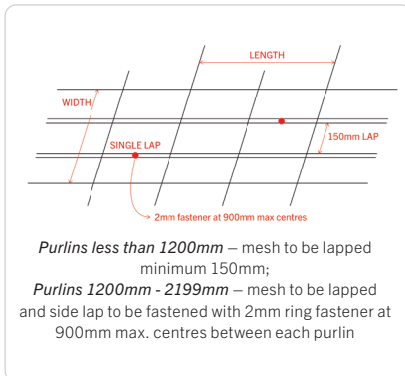
RECOMMENDED FIXING DETAILS (AS PER AS/NZS 4389:2015 STANDARDS)

- (a) Where roof safety mesh is required, Roof Bloc 300 shall be fitted under the roof sheeting so that it is supported by metal and/or timber purlins/rafters or roof members that are part of the roof structure
- (b) Roof Bloc 300 shall be pulled taut to ensure only a natural sag between each purlin or roof member. This natural sag shall not be modified to artificial sag
- (c) Where applicable, wires parallel to the direction of the corrugations of the roof sheeting (longitudinal wires) shall be in contact with the tops of the immediate supports of sheeting; transverse wires (cross-wires) shall be on top of the longitudinal wires
- (d) The fixing of all longitudinal wires shall be passed through or around anchor points with at least 4 full turns, as shown in below. The fastening of mesh laps shall be carried out from underneath

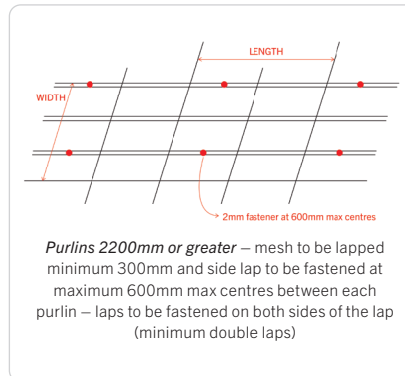
NOTE: Prior to installing this product, local Code of Practice for Safe Work on Roofs must be checked. The AS/NZS 4389: 2015 should also be referred to for full installation requirements and fixing details.



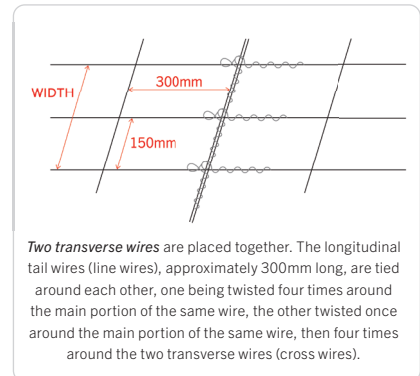
SINGLE SIDE LAPS



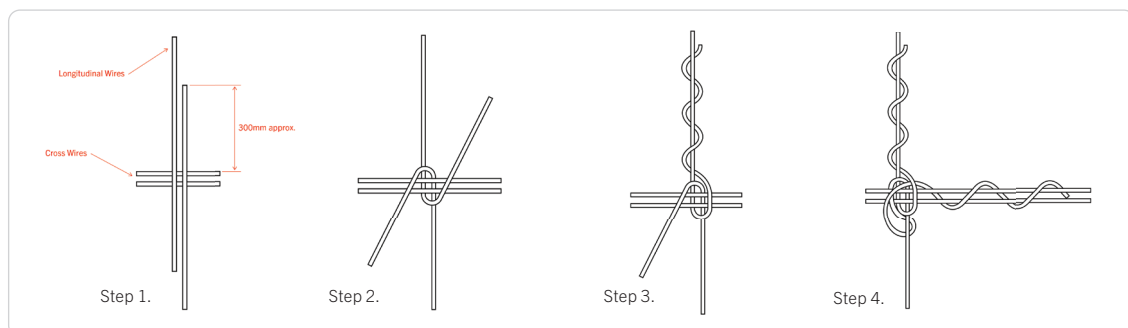
DOUBLE SIDE LAPS



END JOINTS IN WIRE



LONGITUDINAL WIRE JOINING



HANDLING & PRODUCT LIMITATIONS

Roof Bloc 300 should be handled with care in order to avoid damages and deformities to the roll and/or wires. This product should be stored undercover and not to be exposed to sunlight (UV), direct moisture, rain or other weather elements. Care should also be taken not to stack other materials on top of the product.

Roof Bloc 300 is not recommended for use in exposed structures (i.e. canopies or awnings) and/or coastal, seashore and high internal moisture loading buildings as these environments will impact the durability of the product.

For more information on Roof Bloc 300, contact Austral Wire Products on 1300 384 981, or visit www.australwire.com.au